

Medieval tablet-woven band from Siksälä (video tutorial) Astri Kaljus (2021)






FIND

- Siksälä cemetery, burial no 220
- The edge of the blue shawl decorated with copper alloy spiral tubes and clasps
- The find is in the Tallinn University Archaeological Research Collection (AI 5101: CCXX: 3)
- The width of the original band is 19-22 mm.
- You can find the photo of the original artefact in the book 'Siksälä kalme II' (2014), authors: H. Valk, J. Ratas, S. Laul.
Download: <http://www.arheo.ut.ee/archives/46915>

YARNS

Plied yarns (6/2) have been used: one dark blue and three different shades of red.

Number of warp threads:

Central tablets	12		Blue
	12		Bright red
Edge tablets	4		Blue
	10		Dark red
	6		Plain red

Weft thread: the same shade of red as the plain red of the edge tablets. The weft yarn is visible on the surface of the band in some places and its density is ca. 8 threads per 1 centimetre.

Warp length calculation:

Tablet-woven bands 2x25 cm	50 cm
Shrinkage 25%	12,5 cm
The length of the yarns between two bands	20 cm
Start	10 cm
End	20 cm
Altogether:	112,5 cm

Implementation scheme

The original artefact (Ave Matsin)

	1	2	3	4	5	6	7	8	9	10	11	12	13	14	15	16	17
I			X	X	X	X	X	X	X	X	X	X	X	X			
II																	
III			X	X	X	X	X	X	X	X	X	X	X	X			
IV																	
	\	\	\	/	\	/	\	/	\	/	\	/	\	/	\	\	\

The scheme used in the video tutorial (Astri Kaljus)

	1	2	3	4	5	6	7	8	9	10	11	12	13	14	15	16	17
I			X	X	X	X	X	X	X	X	X	X	X	X			
II																	
III			X	X	X	X	X	X	X	X	X	X	X	X			
IV																	
	/	/	\	/	\	/	\	/	\	/	\	/	\	/	\	\	\



Note that the direction of the left edge tablets (marked in red) is different from the original. When weaving according to the scheme of the original find, the band starts to twist while using it separately as a band.

Siksälä cemetery, burial no. 220 (AI 5101: CCXX: 3)

Drawing by Ave Matsin

In the video tutorial the rows 1-104 were woven

